


Hilbert curve data display



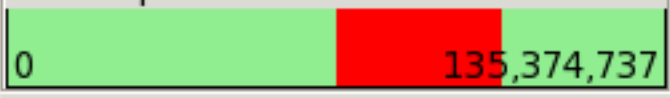
Displayed data

[1] me3.p10


Bin under mouse cursor

Position: --- Value: ---

Full sequence



Displayed part of sequence



Effect of left mouse button

- Zoom in 4x Zoom in 64x Linear plot

Zoom out

Pixel size